

## FAN ID

A FAN ID is an obligatory document for the 2018 FIFA World Cup™ matches attendance, which is necessary for the spectators to enter the stadiums.

A FAN ID is a small laminated form with personal information. A FAN ID should be issued in advance.

A FAN ID can be obtained only by the tickets holders or individuals who have the right to purchase tickets for the 2018 FIFA World Cup™.

A FAN ID is issued once for all the 2018 FIFA World Cup™ matches.



The FAN ID holders can arrive to the territory of the Russian Federation without the Russian visa during the period starting 10 days before the first match, during the 2018 FIFA World Cup™ events and they can leave the territory of the Russian Federation during 2018 FIFA World Cup™ events as well and during the period ending 10 days after the last match of the 2018 FIFA World Cup™.




A FAN ID and a ticket allow to use free the public transport of the 2018 FIFA World Cup™ host cities and the special trains between the host cities on matches days.


A FAN ID is issued free.

## HOW TO GET A FAN ID

Brief information on how to get a FAN ID is provided below. The detailed information is available in the [Questions and Answers](#) section on [www.fan-id.ru](http://www.fan-id.ru).

- 


### REGISTRATION OF THE APPLICATION




On the [www.fan-id.ru](http://www.fan-id.ru) website. File an application for a FAN ID in advance on the [www.fan-id.ru](http://www.fan-id.ru) website.

To file an application you need a ticket reservation number or a ticket number and details of your ID document.


or




At the [FAN ID Distribution center](#). File an application for a FAN ID at any FAN ID Distribution center.

In order to file an application at a FAN ID Distribution center you need your original ID document (a birth certificate for children under 14 years) and a form with a match ticket reservation number or a match ticket number.
- 

### APPLICATION APPROVAL

Wait for your application to be approved. The notifications on the status of your application are received via SMS and e-mail.
- 


### RECEIPT OF THE FAN ID



At the [FAN ID Distribution center](#). Once approved, you can receive your FAN ID at any FAN ID Distribution center.

You need to present your original ID document (a birth certificate for children under 14 years), specified in the application for a FAN ID and an application number (optional).

or



Postal delivery if you filed your application via the website. Once approved, you can receive your FAN ID by mail (for foreign citizens) / at the post office (for the Russian citizens).